

Pet Tag Engraver

USER MANUAL



i M A R C
ENGRAVING SYSTEMS




2.	Getting started
4.	Setup
5.	Holder Installation and Setup
7.	Engraving a Tag
14.	Engraving Clipart
15.	Tag Counts
17.	International Characters
19.	Clipart
21.	Software License Information

GETTING STARTED



Before you plug in the iMARC and engrave your first tag, familiarize yourself with some of the components of the machine.





Setting up your iMARC is quick and easy.



Plug the keyboard into a USB port.

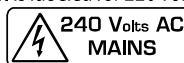


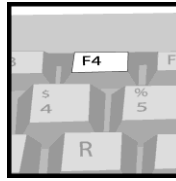
Plug your power cord into the electric receptacle.



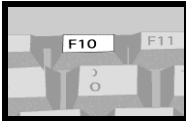
Plug the cord into any standard (110 Volt) outlet,
and switch on the machine.

Note: If your machine is configured for 220 volts, there will a label (shown below) on the back side of your machine, near the electric receptacle. Do not plug the iMARC machine into 220 volts unless it is labeled for 220 volt power.

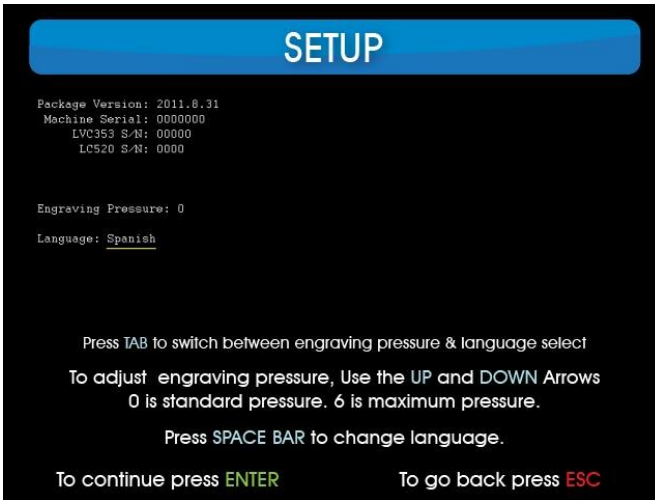




From the INTRODUCTION SCREEN, press F4 to access the holder setup screen.



Then press F10 to OPEN THE Setup screen



From the Setup Screen you can change the iMARC's default language and engraving pressure.

Use the TAB key to toggle between engraving pressure and language selection modes.

Press the UP and Down arrow to change the engraving pressure. 0 is standard pressure and 6 is maximum pressure

Press the SPACE BAR to change language.



HOLDER INSTALL & SETUP

Once you've powered on your iMARC system, it is now time to install the holders. Your holders need to be installed on the engraving table during HOLDER SETUP.



*Engraving Table-
No holders installed*



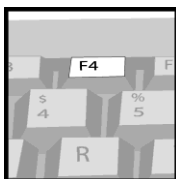
Tag Holder



*Engraving Table-
With holders installed*



This is the first screen you will see. This is the INTRODUCTION SCREEN.

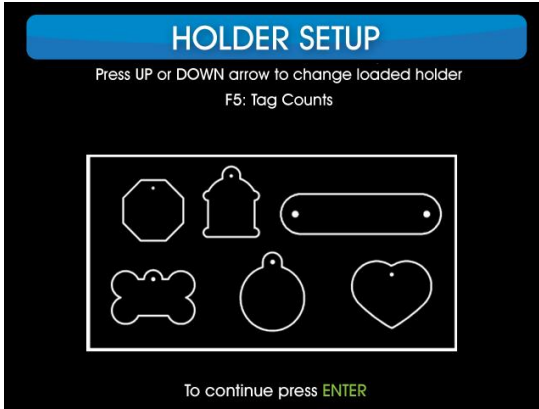


From the INTRODUCTION SCREEN, press F4 for holder setup.

Note: Holders can only be installed when you are in the HOLDER SETUP screen. Attempting to install them at any other time could result in damage to the holders or the machine.



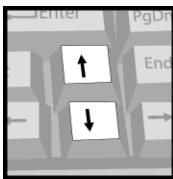
The holder setup is simple. You can follow the onscreen instructions as well as the steps on this page.



This is the HOLDER SETUP screen.

Insert your holder on the engraving table.

Note: For easiest installation and removal, position the holes in the holder directly over the pins in the engraving table, and move the holders directly up and down over the pins. It may be a snug fit, so apply light pressure as needed.



Press the up and down arrow keys to select the holder you've installed. Then press enter.



ENGRAVING A TAG

Engraving a tag is quick and easy. Each step is clearly stated as you follow the on screen instructions.



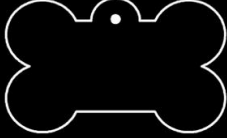
From the INTRODUCTION SCREEN,
press any key to get started.

*Note: After a period without
keystrokes, the machine will
reset to this screen.*



TAG SELECTION

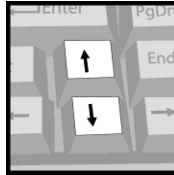
Press UP or Down arrow
to select the tag you want to engrave



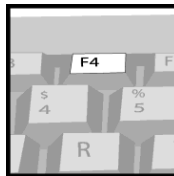
Holder: Pet Tag Holder
Tag: Large Bone
Max of 6 Lines

Press F4 to change holder type

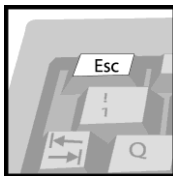
To continue press **ENTER** To go back press **ESC**



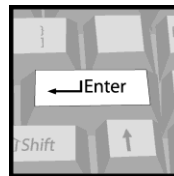
In the TAG SELECTION screen, move through the available tags using the up and down arrow keys.



If the tag you want to engrave does not show up on the screen, press F4 to return to HOLDER SETUP and install the correct holder. (see pg. 5 for instructions)



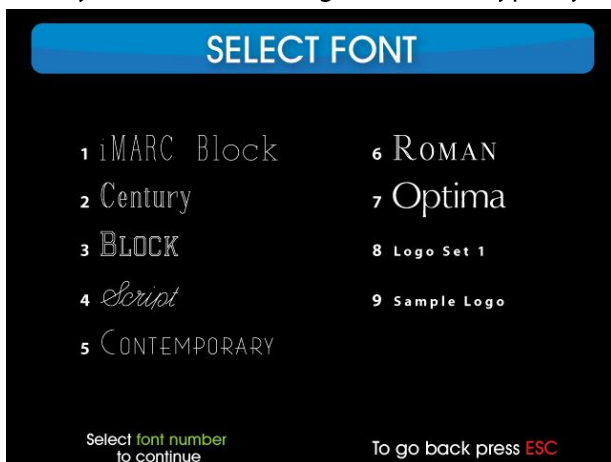
Press Escape to quit...



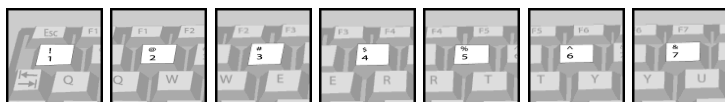
Press Enter to Continue...



After you've selected a tag, choose the type style.



From the CHOOSE FONT screen, select the desired type style by simply pressing the corresponding number on the keyboard.



Hint: Pressing ENTER will select the iMARC BLOCK type style.

Press Esc to return to the TAG SELECTION screen.

CLIPART AND OPTIONAL LOGO FUNCTION



8 FOR CLIPART



9 FOR SAMPLE OR YOUR LOGO

To engrave clipart onto your iMARC tags, press 8 and turn to page 13 for additional instructions. If your iMARC has your company's logo stored in it, press "9" to select your logo and **enter the letter A** on the text entry screen to engrave it.

ENGRAVING A TAG



Once you've selected a type style, it is time to type in the information to be engraved.

Type information to be engraved

ESC Go Back

F2 Engrave Tag

F8 Clear Text

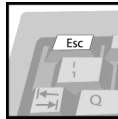
CTRL B Change Size

CTRL F Change Font

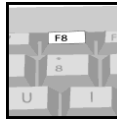
CTRL J Change Justification

Note: Caps Lock is on if CAPS shows in the top left of the iMARC screen. Engraving Pressure Shown on Bottom Right of Screen

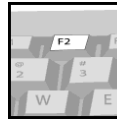
Type in your information as you would like it to appear on the front of the tag. Keep in mind that iMARC will automatically increase or decrease your type size for optimum coverage. Press Enter once to go to the next line, twice to skip a line, or backspace to edit.



Press Esc to change your type style.



Press F8 to clear your information and start again.



Press F2 to insert your tag into the holder.

Press **Ctrl + B** to Change **Font Size** with cursor on desired line

Note: Ctrl + B increases the letter size when two or more lines of text are on a tag. If only one line is being engraved, the letter size will be as large as possible to fill the tag.

Press **Ctrl + F** to cycle through **Font Styles** with cursor on desired line

Press **Ctrl + J** to Change **Justification** (centered, left or right) with cursor on desired line

Note: If the line of text to be justified is long and extends to the maximum engraving area on the tag, the Ctrl + J will not show any visible changes as the text is already at the left and right extents of the tag.

Press F2 when the text is correct.

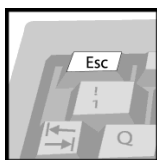


ENGRAVING A TAG

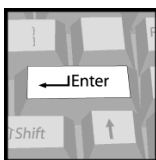


The door will open and the table will move out for tag insertion. Insert the tag into the holder. *Note: Ensure that your tag is inserted completely flat into the tag holder.*

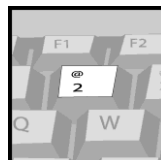
Using the LOAD TAG & CHECK TEXT screen, make sure you've typed in your information correctly and that you have chosen the correct type style.



Press Esc at any time to go back to the TEXT ENTRY screen.



Press Enter to confirm your tag is correct and engrave the tag



Press 2 for Deeper engraving



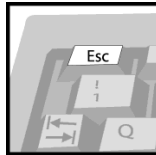
YOUR TAG IS NOW ENGRAVING



PLEASE WAIT

Press **ESC** to cancel

The table will be pulled back into the iMARC and the door will close. While your tag is engraving, you will see the screen shown above.




Press Esc at any time to stop the engraving process.



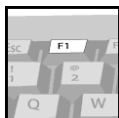
CONGRATULATIONS!

The tag is finished!



- F1 Engrave other side
- F2 Select new tag
- 1 Re-engage this tag
- F4 Holder setup
- F8 Edit this tag
- ESC Return to start screen

When your tag is finished, the table will move out. When it stops, you can remove your tag, or flip it over to engrave the other side.



Once your tag is completed, press F1 to engrave the other side of your tag. *Note: This will bring you back to the CHOOSE FONT screen.*



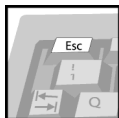
Press F2 to start a new tag. *Note: This will bring you back to the TAG SELECTION screen.*



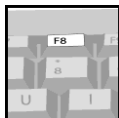
To repeat the same engraving on a new tag, press the number 1. *Note: The iMARC will automatically begin the engraving process.*



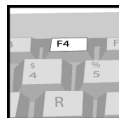
Pressing the number 2 will repeat your last engraving, and will automatically engrave the tag twice, making the final engraving deeper.



Press Esc to return to the INTRODUCTION SCREEN.



Press F8 to edit your text. *Note: This will bring you back to the TEXT ENTRY screen.*



Press F4 to change your tag holder.

ENGRAVING CLIPART



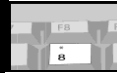
To engrave clip art, set-up the tag as normal.

SELECT FONT

1. 1L Block
2. 2L Century
3. 2L BLOCK
4. *Script*
5. CONTEMPORARY
6. 3L ROMAN
7. 5L Optima
8. Clipart
9. Your Logo (optional)

Select font number to continue

To go back press **ESC**




From the CHOOSE FONT screen, press the number 8.

Type information to be engraved

- ESC** Go Back
- F2** Engrave Tag
- F8** Clear Text
- CTRL S** Change Size
- CTRL F** Change Font
- CTRL J** Change Justification

7.10



From the available clipart shown on pages 17 and 18, type the character representing the clipart you've chosen into the INPUT SCREEN, and then press F2.

LOAD TAG & CHECK TEXT

You are about to engrave a tag
Large Base 1 1/2" center holder

7.10

To continue press **ENTER**

To go back press **ESC**

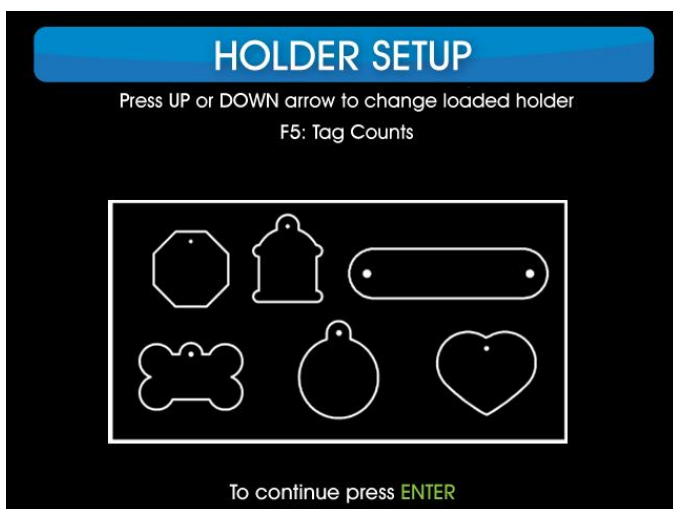


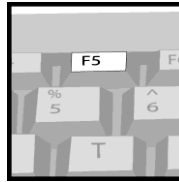
Press Enter to engrave the tag, or the number 2 for deeper engraving.

If you would like to add your company's logo to your iMARC, call 888-99-iMARC or email us at sales@imarcengraver.com



Press *F4* from the Introduction Screen





Press F5 to utilize the tag count screen to monitor your tag sales and track inventory.

ENGRAVED TAG COUNTS

Your current tag output count is:

Total: 235

Large Bone: 01	Small Oval: 18
Small Bone: 02	Large Rosette: 00
Lg Cir/Rosette: 11	Small Rosette: 00
Sm Cir/Rosette: 12	Large Collar: 03
Large Heart: 05	Small Collar: 04
Small Heart: 06	Large Bell: 15
Large Stop Sign: 07	Small Bell: 16
Small Stop Sign: 08	1' Large Aluminum Contour : 0
Large Hydrant: 09	3/4' Medium Aluminum Contour: 0
Small Hydrant: 10	5/8' Small Aluminum Contour: 0
Brass Collar: 19	1' Large Zinc Flist (Old Style): 0
Large Oval: 17	Stall Plate: 0
Large Rivet: 0	Large Circle: 0
Small Rivet: 0	Small Circle: 0
Military Tag: 0	
Luggage Tag: 0	
Medium Brass Plate: 0	
Small Brass Plate: 0	

To go back press **ESC**

Press ESC to exit the Tag Counts Screen



INTERNATIONAL CHARACTERS

i	ALT + SHIFT + 1
ı	ALT + SHIFT + /
£	ALT + 4
€	ALT + SHIFT + 4
ÀàÈèÌìÒòÙù	Press Letter, Then Press ALT + `
ÁáÉéÍíÓóÚú	Press Letter, Then Press ALT + ~
ÂâÊêÏïÔôÛû	Press Letter, Then Press ALT + ^
ÃãÑñÕõ	Press Letter, Then Press ALT + SHIFT + ~
ÄäËëÏïÖöÜü	Press Letter, Then Press ALT + :
ÅåÛü	Press Letter, Then Press ALT + ;
ÆæƆœ	Press Letter, Then Press ALT + E
ÇçĜĝĶķĻļŅņŞş	Press Letter, Then Press ALT + <
Øø	Press Letter, Then Press ALT + ?
ČčĎďĚěŇňŘřŠšŤťŽž	Press Letter, Then Press ALT + V
Ĝĝ	Press Letter, Then Press ALT + 9
ĂăĔĕĬĭŌōŪū	Press Letter, Then Press ALT + _
ß	ALT + B
Ðð	ALT + D/d
Þþ	ALT + P/p
İı	I/i + ALT + >

Example: To get the letter À you would need to have the caps lock key on, type the letter A, hold down the Alt Key, and Press `.



Hebrew

שׁוֹנָבְגְכְקְגְחְיִי עַכְכְגְבְנְנָ
A B C D E F G H I J K L M N O P R S T U V X Y Z , . ;

Russian

ФИСВУАПРШОЛДЬ ТЩЗЙКЫЕ ГМЦ ЧНЯЮБЮХЪ
A B C D E F G H I J K L M N O P Q R S T U V W X Y Z , . < > []


ефисвуапршолд ь тщзйкыегмцчняхъе
` a b c d e f g h i j k l m n o p q r s t u v w x y z { } ~



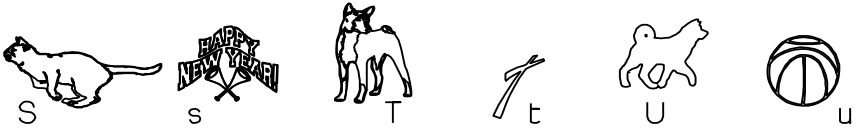
Greek

ΑΒΨΔΕΦΓΗΙΞΚΛΜΝΟΠΡΣΤΘΩ Σ ΧΥΖ
A B C D E F G H I J K L M N O P R S T U V W X Y Z

αβψδεφγηιξκλμνοπρστθωσ χυζ
a b c d e f g h i j k l m n o p r s t u v w x y z

Instructions: To use the various clipart available in your iMARC, select the image you want, proceed through the tag selection screens as normal. In the **CHOOSE FONT** screen, press "8" then simply type the corresponding number or letter of your image in the **TEXT ENTRY** screen. Then press F2 and proceed as normal.







GNU General Public License

Linux is written and distributed under the GNU General Public License which means that its source code is freely-distributed and available to the general public.

GNU GENERAL PUBLIC LICENSE

Version 2, June 1991

Copyright (C) 1989, 1991 Free Software Foundation, Inc.

675 Mass Ave, Cambridge, MA 02139, USA

Everyone is permitted to copy and distribute verbatim copies of this license document, but changing it is not allowed.

Preamble

The licenses for most software are designed to take away your freedom to share and change it. By contrast, the GNU General Public License is intended to guarantee your freedom to share and change free software--to make sure the software is free for all its users. This General Public License applies to most of the Free Software Foundation's software and to any other program whose authors commit to using it. (Some other Free Software Foundation software is covered by the GNU Library General Public License instead.) You can apply it to your programs, too.

When we speak of free software, we are referring to freedom, not price. Our General Public Licenses are designed to make sure that you have the freedom to distribute copies of free software (and charge for this service if you wish), that you receive source code or can get it if you want it, that you can change the software or use pieces of it in new free programs; and that you know you can do these things.

To protect your rights, we need to make restrictions that forbid anyone to deny you these rights or to ask you to surrender the rights. These restrictions translate to certain responsibilities for you if you distribute copies of the software, or if you modify it.

For example, if you distribute copies of such a program, whether gratis or for a fee, you must give the recipients all the rights that you have. You must make sure that they, too, receive or can get the source code. And you must show them these terms so they know their rights.

We protect your rights with two steps: (1) copyright the software, and (2) offer you this license which gives you legal permission to copy, distribute and/or modify the software.

Also, for each author's protection and ours, we want to make certain that everyone understands that there is no warranty for this free software. If the software is modified by someone else and passed on, we want its recipients to know that what they have is not the original, so that any problems introduced by others will not reflect on the original authors' reputations.

Finally, any free program is threatened constantly by software patents. We wish to avoid the danger that redistributors of a free program will individually obtain patent licenses, in effect making the program proprietary. To prevent this, we have made it clear that any patent must be licensed for everyone's free use or not licensed at all.

The precise terms and conditions for copying, distribution and modification follow.

GNU GENERAL PUBLIC LICENSE TERMS AND CONDITIONS FOR COPYING, DISTRIBUTION AND MODIFICATION

0. This License applies to any program or other work which contains a notice placed by the copyright holder saying it may be distributed under the terms of this General Public License. The "Program", below, refers to any such program or work, and a "work based on the Program" means either the Program or any derivative work under copyright law: that is to say, a work containing the Program or a portion of it, either verbatim or with modifications and/or translated into another language. (Hereinafter, translation is included without limitation in the term "modification".) Each licensee is addressed as "you".

Activities other than copying, distribution and modification are not covered by this License; they are outside its scope. The act of running the Program is not restricted, and the output from the Program is covered only if its contents constitute a work based on the Program (independent of having been made by running the Program). Whether that is true depends on what the Program does.



1. You may copy and distribute verbatim copies of the Program's source code as you receive it, in any medium, provided that you conspicuously and appropriately publish on each copy an appropriate copyright notice and disclaimer of warranty; keep intact all the notices that refer to this License and to the absence of any warranty; and give any other recipients of the Program a copy of this License along with the Program.

You may charge a fee for the physical act of transferring a copy, and you may at your option offer warranty protection in exchange for a fee.

2. You may modify your copy or copies of the Program or any portion of it, thus forming a work based on the Program, and copy and distribute such modifications or work under the terms of Section 1 above, provided that you also meet all of these conditions:

- a) You must cause the modified files to carry prominent notices stating that you changed the files and the date of any change.
- b) You must cause any work that you distribute or publish, that in whole or in part contains or is derived from the Program or any part thereof, to be licensed as a whole at no charge to all third parties under the terms of this License.
- c) If the modified program normally reads commands interactively when run, you must cause it, when started running for such interactive use in the most ordinary way, to print or display an announcement including an appropriate copyright notice and a notice that there is no warranty (or else, saying that you provide a warranty) and that users may redistribute the program under these conditions, and telling the user how to view a copy of this License. (Exception: if the Program itself is interactive but does not normally print such an announcement, your work based on the Program is not required to print an announcement.)

These requirements apply to the modified work as a whole. If identifiable sections of that work are not derived from the Program, and can be reasonably considered independent and separate works in themselves, then this License, and its terms, do not apply to those sections when you distribute them as separate works. But when you distribute the same sections as part of a whole which is a work based on the Program, the distribution of the whole must be on the terms of this License, whose permissions for other licensees extend to the entire whole, and thus to each and every part regardless of who wrote it. Thus, it is not the intent of this section to claim rights or contest your rights to work written entirely by you; rather, the intent is to exercise the right to control the distribution of derivative or collective works based on the Program.

In addition, mere aggregation of another work not based on the Program with the Program (or with a work based on the Program) on a volume of a storage or distribution medium does not bring the other work under the scope of this License.

3. You may copy and distribute the Program (or a work based on it, under Section 2) in object code or executable form under the terms of Sections 1 and 2 above provided that you also do one of the following:

- a) Accompany it with the complete corresponding machine-readable source code, which must be distributed under the terms of Sections 1 and 2 above on a medium customarily used for software interchange; or,
- b) Accompany it with a written offer, valid for at least three years, to give any third party, for a charge no more than your cost of physically performing source distribution, a complete machine-readable copy of the corresponding source code, to be distributed under the terms of Sections 1 and 2 above on a medium customarily used for software interchange; or,
- c) Accompany it with the information you received as to the offer to distribute corresponding source code. (This alternative is allowed only for noncommercial distribution and only if you received the program in object code or executable form with such an offer, in accord with Subsection b above.)

The source code for a work means the preferred form of the work for making modifications to it. For an executable work, complete source code means all the source code for all modules it contains, plus any associated interface definition files, plus the scripts used to control compilation and installation of the executable. However, as a special exception, the source code distributed need not include anything that is normally distributed (in either source or binary form) with the major components ([compiler](#), kernel, and so on) of the operating system on which the executable runs, unless that component itself accompanies the executable.

If distribution of executable or object code is made by offering access to copy from a designated place, then offering equivalent access to copy the source code from the same place counts as distribution of the source code, even though third parties are not compelled to copy the source along with the object code.

4. You may not copy, modify, sublicense, or distribute the Program except as expressly provided under this License. Any attempt otherwise to copy, modify, sublicense or distribute the Program is void, and will automatically terminate your rights under this



License. However, parties who have received copies, or rights, from you under this License will not have their licenses terminated so long as such parties remain in full compliance.

5. You are not required to accept this License, since you have not signed it. However, nothing else grants you permission to modify or distribute the Program or its derivative works. These actions are prohibited by law if you do not accept this License. Therefore, by modifying or distributing the Program (or any work based on the Program), you indicate your acceptance of this License to do so, and all its terms and conditions for copying, distributing or modifying the Program or works based on it.

6. Each time you redistribute the Program (or any work based on the Program), the recipient automatically receives a license from the original licensor to copy, distribute or modify the Program subject to these terms and conditions. You may not impose any further restrictions on the recipients' exercise of the rights granted herein. You are not responsible for enforcing compliance by third parties to this License.

7. If, as a consequence of a court judgment or allegation of patent infringement or for any other reason (not limited to patent issues), conditions are imposed on you (whether by court order, agreement or otherwise) that contradict the conditions of this License, they do not excuse you from the conditions of this License. If you cannot distribute so as to satisfy simultaneously your obligations under this License and any other pertinent obligations, then as a consequence you may not distribute the Program at all. For example, if a patent license would not permit royalty-free redistribution of the Program by all those who receive copies directly or indirectly through you, then the only way you could satisfy both it and this License would be to refrain entirely from distribution of the Program.

If any portion of this section is held invalid or unenforceable under any particular circumstance, the balance of the section is intended to apply and the section as a whole is intended to apply in other circumstances.

It is not the purpose of this section to induce you to infringe any patents or other property right claims or to contest validity of any such claims; this section has the sole purpose of protecting the integrity of the free software distribution system, which is implemented by public license practices. Many people have made generous contributions to the wide range of software distributed through that system in reliance on consistent application of that system; it is up to the author/donor to decide if he or she is willing to distribute software through any other system and a licensee cannot impose that choice.

This section is intended to make thoroughly clear what is believed to be a consequence of the rest of this License.

8. If the distribution and/or use of the Program is restricted in certain countries either by patents or by copyrighted interfaces, the original copyright holder who places the Program under this License may add an explicit geographical distribution limitation excluding those countries, so that distribution is permitted only in or among countries not thus excluded. In such case, this License incorporates the limitation as if written in the body of this License.

9. The Free Software Foundation may publish revised and/or new versions of the General Public License from time to time. Such new versions will be similar in spirit to the present version, but may differ in detail to address new problems or concerns.

Each version is given a distinguishing version number. If the Program specifies a version number of this License which applies to it and "any later version", you have the option of following the terms and conditions either of that version or of any later version published by the Free Software Foundation. If the Program does not specify a version number of this License, you may choose any version ever published by the Free Software Foundation.

10. If you wish to incorporate parts of the Program into other free programs whose distribution conditions are different, write to the author to ask for permission. For software which is copyrighted by the Free Software Foundation, write to the Free Software Foundation; we sometimes make exceptions for this. Our decision will be guided by the two goals of preserving the free status of all derivatives of our free software and of promoting the sharing and reuse of software generally.

NO WARRANTY

11. BECAUSE THE PROGRAM IS LICENSED FREE OF CHARGE, THERE IS NO WARRANTY FOR THE PROGRAM, TO THE EXTENT PERMITTED BY APPLICABLE LAW. EXCEPT WHEN OTHERWISE STATED IN WRITING THE COPYRIGHT HOLDERS AND/OR OTHER PARTIES PROVIDE THE PROGRAM "AS IS" WITHOUT WARRANTY OF ANY KIND, EITHER EXPRESSED OR IMPLIED, INCLUDING, BUT NOT LIMITED TO, THE IMPLIED WARRANTIES OF MERCHANTABILITY AND FITNESS FOR A PARTICULAR PURPOSE. THE ENTIRE RISK AS TO THE QUALITY AND PERFORMANCE OF THE PROGRAM IS WITH YOU. SHOULD THE PROGRAM PROVE DEFECTIVE, YOU ASSUME THE COST OF ALL NECESSARY SERVICING, REPAIR OR CORRECTION.



12. IN NO EVENT UNLESS REQUIRED BY APPLICABLE LAW OR AGREED TO IN WRITING WILL ANY COPYRIGHT HOLDER, OR ANY OTHER PARTY WHO MAY MODIFY AND/OR REDISTRIBUTE THE PROGRAM AS PERMITTED ABOVE, BE LIABLE TO YOU FOR DAMAGES, INCLUDING ANY GENERAL, SPECIAL, INCIDENTAL OR CONSEQUENTIAL DAMAGES ARISING OUT OF THE USE OR INABILITY TO USE THE PROGRAM (INCLUDING BUT NOT LIMITED TO LOSS OF DATA OR DATA BEING RENDERED INACCURATE OR LOSSES SUSTAINED BY YOU OR THIRD PARTIES OR A FAILURE OF THE PROGRAM TO OPERATE WITH ANY OTHER PROGRAMS), EVEN IF SUCH HOLDER OR OTHER PARTY HAS BEEN ADVISED OF THE POSSIBILITY OF SUCH DAMAGES.

GNU LESSER GENERAL PUBLIC LICENSE

Version 3, 29 June 2007

Copyright (C) 2007 Free Software Foundation, Inc. <<http://fsf.org/>>

Everyone is permitted to copy and distribute verbatim copies of this license document, but changing it is not allowed.

This version of the GNU Lesser General Public License incorporates the terms and conditions of version 3 of the GNU General Public License, supplemented by the additional permissions listed below.

0. Additional Definitions.

As used herein, “this License” refers to version 3 of the GNU Lesser General Public License, and the “GNU GPL” refers to version 3 of the GNU General Public License.

“The Library” refers to a covered work governed by this License, other than an Application or a Combined Work as defined below.

An “Application” is any work that makes use of an interface provided by the Library, but which is not otherwise based on the Library.

Defining a subclass of a class defined by the Library is deemed a mode of using an interface provided by the Library.

A “Combined Work” is a work produced by combining or linking an Application with the Library. The particular version of the Library with which the Combined Work was made is also called the “Linked Version”.

The “Minimal Corresponding Source” for a Combined Work means the Corresponding Source for the Combined Work, excluding any source code for portions of the Combined Work that, considered in isolation, are based on the Application, and not on the Linked Version.

The “Corresponding Application Code” for a Combined Work means the object code and/or source code for the Application, including any data and utility programs needed for reproducing the Combined Work from the Application, but excluding the System Libraries of the Combined Work.

1. Exception to Section 3 of the GNU GPL.

You may convey a covered work under sections 3 and 4 of this License without being bound by section 3 of the GNU GPL.

2. Conveying Modified Versions.



If you modify a copy of the Library, and, in your modifications, a facility refers to a function or data to be supplied by an Application that uses the facility (other than as an argument passed when the facility is invoked), then you may convey a copy of the modified version:

- a) under this License, provided that you make a good faith effort to ensure that, in the event an Application does not supply the function or data, the facility still operates, and performs whatever part of its purpose remains meaningful, or
- b) under the GNU GPL, with none of the additional permissions of this License applicable to that copy.

3. Object Code Incorporating Material from Library Header Files.

The object code form of an Application may incorporate material from a header file that is part of the Library. You may convey such object code under terms of your choice, provided that, if the incorporated material is not limited to numerical parameters, data structure layouts and accessors, or small macros, inline functions and templates (ten or fewer lines in length), you do both of the following:

- a) Give prominent notice with each copy of the object code that the Library is used in it and that the Library and its use are covered by this License.
- b) Accompany the object code with a copy of the GNU GPL and this license document.

4. Combined Works.

You may convey a Combined Work under terms of your choice that, taken together, effectively do not restrict modification of the portions of the Library contained in the Combined Work and reverse engineering for debugging such modifications, if you also do each of the following:

- a) Give prominent notice with each copy of the Combined Work that the Library is used in it and that the Library and its use are covered by this License.
- b) Accompany the Combined Work with a copy of the GNU GPL and this license document.
- c) For a Combined Work that displays copyright notices during execution, include the copyright notice for the Library among these notices, as well as a reference directing the user to the copies of the GNU GPL and this license document.
- d) Do one of the following:
 - 0) Convey the Minimal Corresponding Source under the terms of this License, and the Corresponding Application Code in a form suitable for, and under terms that permit, the user to recombine or relink the Application with a modified version of the Linked Version to produce a modified Combined Work, in the manner specified by section 6 of the GNU GPL for conveying Corresponding Source.
 - 1) Use a suitable shared library mechanism for linking with the Library. A suitable mechanism is one that (a) uses at run time a copy of the Library already present on the user's computer system, and (b) will operate properly with a modified version of the Library that is interface-compatible with the Linked Version.



- e) Provide Installation Information, but only if you would otherwise be required to provide such information under section 6 of the GNU GPL, and only to the extent that such information is necessary to install and execute a modified version of the Combined Work produced by recombining or relinking the Application with a modified version of the Linked Version. (If you use option 4d0, the Installation Information must accompany the Minimal Corresponding Source and Corresponding Application Code. If you use option 4d1, you must provide the Installation Information in the manner specified by section 6 of the GNU GPL for conveying Corresponding Source.)

5. Combined Libraries.

You may place library facilities that are a work based on the Library side by side in a single library together with other library facilities that are not Applications and are not covered by this License, and convey such a combined library under terms of your choice, if you do both of the following:

- a) Accompany the combined library with a copy of the same work based on the Library, uncombined with any other library facilities, conveyed under the terms of this License.
- b) Give prominent notice with the combined library that part of it is a work based on the Library, and explaining where to find the accompanying uncombined form of the same work.

6. Revised Versions of the GNU Lesser General Public License.

The Free Software Foundation may publish revised and/or new versions of the GNU Lesser General Public License from time to time. Such new versions will be similar in spirit to the present version, but may differ in detail to address new problems or concerns.

Each version is given a distinguishing version number. If the Library as you received it specifies that a certain numbered version of the GNU Lesser General Public License “or any later version” applies to it, you have the option of following the terms and conditions either of that published version or of any later version published by the Free Software Foundation. If the Library as you received it does not specify a version number of the GNU Lesser General Public License, you may choose any version of the GNU Lesser General Public License ever published by the Free Software Foundation.

If the Library as you received it specifies that a proxy can decide whether future versions of the GNU Lesser General Public License shall apply, that proxy's public statement of acceptance of any version is permanent authorization for you to choose that version for the Library.

i M A R C

ENGRAVING SYSTEMS

Technical Support: **602-439-0700**
Sales: **602-439-8818**

17621 N. Black Canyon Hwy.
Phoenix, Arizona 85023
www.imarcengraver.com

